

EU Customs

MYMSC.COM ICS2



CATALOGUE

□ 概述

□ ICS2 filing through MSC

➤ 如何在MYMSC录入相关信息

□ ICS2 filing by Myself

➤ 如何在MYMSC录入相关信息

□ ENF和EORI的正确提交方式

□ 常见问题答疑

□ 如何注册MYMSC.COM账号

□ Msc 联系方式



ICS2 FILING 概述

ICS2 涉及范围:

所有运至欧盟，北爱尔兰，挪威和瑞士（包括途径以下区域的过境和转运货）

Country/Area			
AUSTRIA	GREECE	PORTUGAL	GUADELOUPE (法属)
BELGIUM	HUNGARY	ROMANIA	MARTINIQUE (法属)
BULGARIA	IRELAND	SLOVAKIA	MAYOTTE (法属)
CYPRUS	ITALY	SLOVENIA	REUNION (法属)
CZECH REPUBLIC	LATVIA	SPAIN	
DENMARK	LITHUANIA	SWEDEN	
ESTONIA	LUXEMBOURG	Croatia	
FINLAND	MALTA	Northern Ireland	
FRANCE	NETHERLANDS	Norway	
GERMANY	POLAND	Switzerland	

注：以上仅供参考，请及时关注欧盟成员国的变化

ICS2 FILING 概述

欧盟海关模块要求您根据当前的ICS2 欧洲法规申报进入或过境欧盟领土的货物

➤ 客户可自行选择“补充申报信息”的申报方式：

- **Option1: (Multiple Filing)客户将ICS2“补充申报信息”自行交至欧盟海关（客户无需要上MYMSC.COM提交任何信息）**

提单补料 (SI) **需提供 ENF + 申报方的EORI号给MSC**, 需严格按下列顺序提供正确信息(ENF第三个问题指的是船东单的SHIPPER/CNEE和买卖方是否一致)：

European NVOCC Filing(ENF):

House Bill(s) included in the shipment: Y or N

Goods delivered in EU: Y or N

Buyer and seller information equal to shipper and consignee: Y or N

EORI of the supplementary declarant : XXXXXXXXXX

(客户要确保所提供EORI号是正确有效的， SI中没有提供申报方EORI号的默认客户选择通过MSC申报)

- **Option2: (Complete Filing)客户将ICS2“补充申报信息”交至MSC (即MYMSC的EU Customs模块),由MSC代向欧盟海关申报 (Direct EDI 和 INTTRA客户可直接通过API提交ICS2的补充申报信息给MSC , 具体客户需自行与MSC GVA IT联系)。**

提单补料 (SI) **只需提供 ENF 给MSC**, 需严格按下列顺序提供正确信息(ENF第三个问题指的是船东单的SHIPPER/CNEE和买卖方是否一致)：

European NVOCC Filing(ENF):

House Bill(s) included in the shipment: Y or N

Goods delivered in EU: Y or N

Buyer and seller information equal to shipper and consignee: Y or N



ICS2 FILING THROUGH MSC

➤ 当贵司选择COMPLETE FILING,通过MYMSC平台 (<https://www.mymsc.com>) 向欧盟海关申报

1, 以下三种情况: 我司直接根据SI/舱单内容将申报信息发至欧盟海关 (客户不需要上MYMSC.COM 提交“补充申报信息”)

House Bill(s) included in the shipment	Goods delivered in EU	Buyer and seller information equal to shipper and consignee	ENF Segment 必需提供	ICS2 declared by who	是否需要至MYMSC.COM中提交“补充申报信息”	SI 中是否需要提供EORI NO.
N	Y	Y	NYN	ICS2 declared by MSC (MSC submitted full declaration to EU Customs)	no need	no need
N	N	Y	NNY			
N	N	N	NNN			

2, 以下五种情况: 除正常提交SI外, 客户需自行至MYMSC.COM中EU Customs模块中提交“补充申报信息”

House Bill(s) included in the shipment	Goods delivered in EU	Buyer and seller information equal to shipper and consignee	ENF Segment 必需提供	ICS2 declared by who	是否需要至 MYMSC.COM中提交“补充申报信息”	SI 中是否需要提供EORI NO.
N	Y	N	NYN	ICS2 declared through MSC	need	no need
Y	N	Y	YNY			
Y	N	N	YNN			
Y	Y	Y	YYY			
Y	Y	N	YYN			

注: 贵司仍需在SI 指定位置提供ENF Segment信息, 即 (House Bill(s) included in the shipment: Y or N /Goods delivered in EU: Y or N/Buyer and seller information equal to shipper and consignee: Y or N)



HOW TO SUBMIT ICS2 FILING THROUGH MYMSC



ICS2 FILING THROUGH MYMSC

To create a new declaration in MyMSC

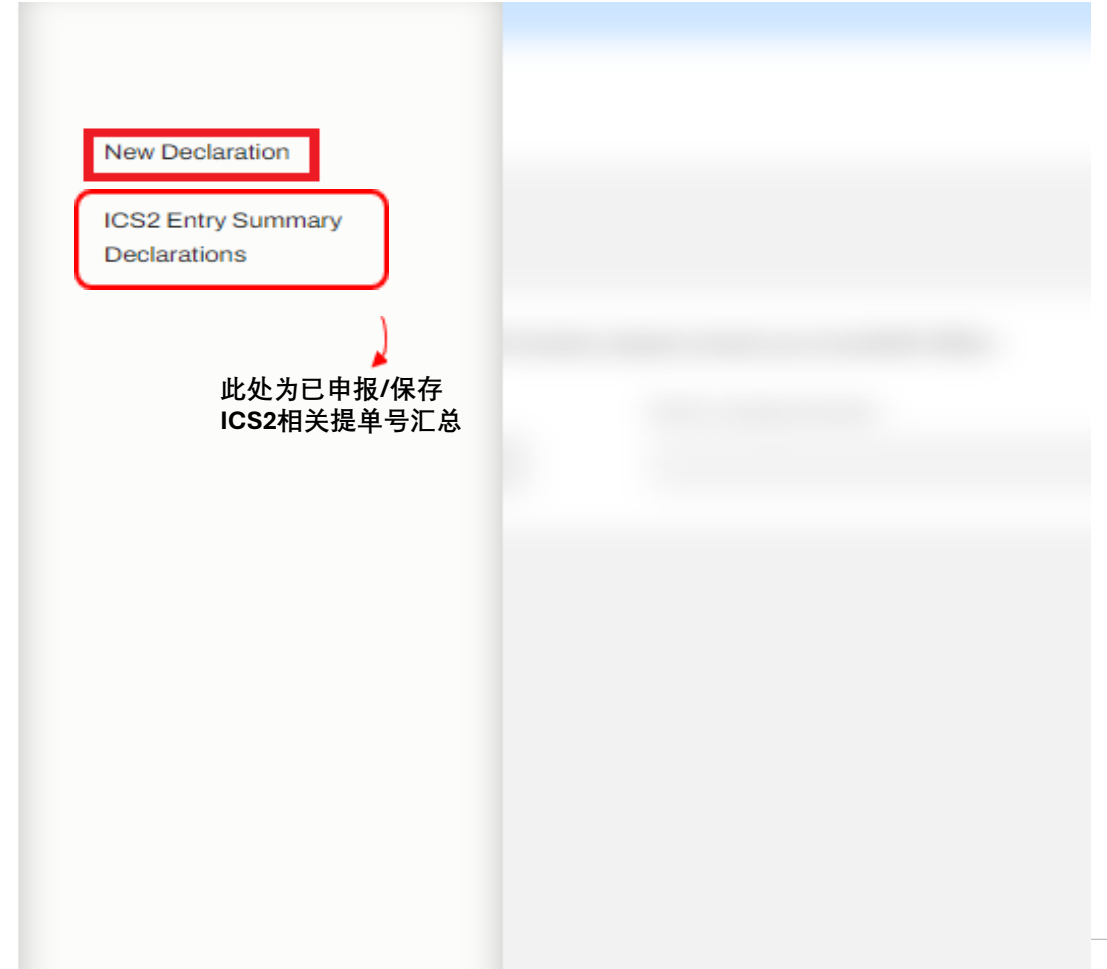
在Dashboard界面下选择

≡EU Customs

→ 选择“New Declaration”



- Dashboard
- Quotes & tariffs
- eBooking
- Shipping instruction
- Free Time, Detention & Demurrage
- Documents
- Tracking
- Schedules & cut-off
- Financial
- Solas VGM
- EU Customs**



ICS2 FILING THROUGH MYMSC

进入EU customs

→ 录入需要申报的提单号

→ 点击“Next”进入下一步进一步录入所需要申报的所有信息

EU Customs

MSC

Bill of Lading Number

A MSC Bill of Lading Number is mandatory to proceed with the declaration. If you have not received the BL Number, please contact your local MSC Office.

Document Type: ICS2 Entry Summary Declaration

Bill of Lading Number: MEDUF7013404

Next

温馨提示:

一个提单号只能进行申报一次，请确保同一个提单号不要有多个客人同时操作。

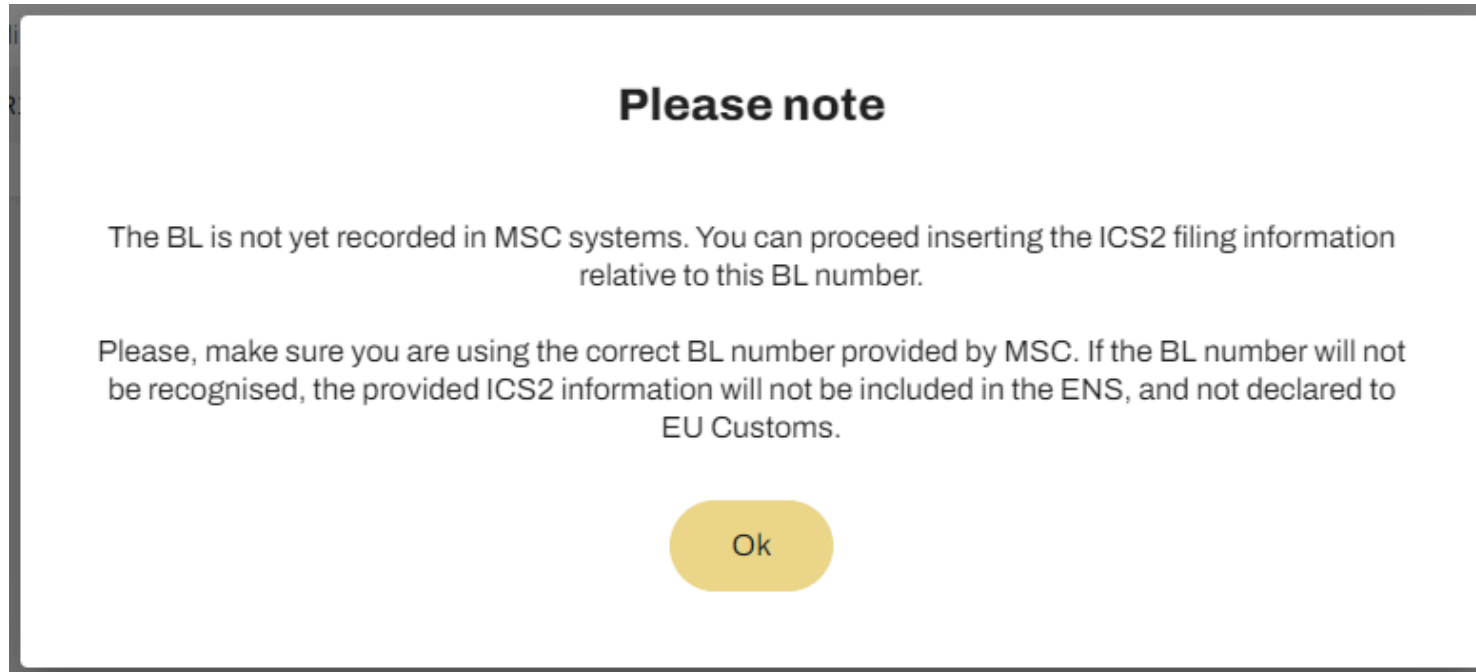
如果您录入的是已被提交过的提单号，系统将拒绝任何进一步的操作。这是因为申报信息已经发送到后台系统进行处理，并转发到ICS2系统。



ICS2 FILING THROUGH MYMSC

NOTE:

录入提单号后，如果遇到以下弹框(表示此票MSC 还没有完成制单)，请重新检查提单号是否正确，然后继续提交ICS2备案信息。如果提单号不正确，ICS2信息将视为无效且无法发送到欧盟海关。



THE CLIENT SHOULD SELECT AND DECLARE INFORMATION ACCORDING TO THE DIFFERENT SCENARIOS



ICS2 FILING THROUGH MYMSC--- NYN

Scenarios NYN

- House Bill(s) included in the shipment: N
- Goods delivered in EU: Y
- Buyer and seller information equal to shipper and consignee: N

The screenshot shows the MYMSC ICS2 filing interface. It is divided into three main sections: General Information, Declaration Choice, and Declarant EORI Number. In the General Information section, there are two toggle switches: 'House Bill of Lading issued for this shipment' (set to 'No') and 'Goods delivered in EU, Norway, Northern Ireland or Switzerland' (set to 'Yes'). The Declaration Choice section has a red box around the 'No' toggle and another red box around the 'Through MSC' radio button. The 'Through MSC' option is selected, with a sub-note: 'You will be redirected to fill a form with the required information.' The 'I prefer to declare it myself' option is also visible. The Declarant EORI Number section has a red box around the 'EORI Number: (optional)' field. At the bottom right, there are buttons for 'X', 'Save as Draft', and 'Next'.

注：Declarant EORI Number 可以不填

注：NYN的情况点Next后只需要填 Buyer 和 Seller 信息

温馨提示：

MYMSC.COM EU Customs模块11月5日已经上线，客户可通过该模块提交补充申报信息。12月4日起，通过MSC做Complete Filing的，NYN, YNY, YNN, YYY, YYN 这5种情况客户需要上MYMSC.COM填写ICS2申报资料。客户自行申报ICS2的何时强制，视欧盟海关对NVOCC申报给予的缓冲期而定。



ICS2 FILING THROUGH MYMSC-- YNY & YNN

Scenarios YNY & YNN

- House Bill(s) included in the shipment: Y
- Goods delivered in EU: N
- Buyer and seller information equal to shipper and consignee: Y Or N

注：Declarant EORI Number 可以不填

General Information

House Bill of Lading issued for this shipment Yes

Goods delivered in EU, Norway, Northern Ireland or Switzerland No

Declaration Choice

The new Import Control System (ICS2) for EU Countries requires additional information for the shipment associated with BL n° **MEDUQW863276**. You have the possibility to declare this information either through MSC or on your own behalf. Please select one of the options below:

Through MSC
You will be redirected to fill a form with the required information.

I prefer to declare it myself
You must provide your EORI number, which will be used by EU Customs to link your declaration

Declarant EORI Number

EORI Number: (optional)

179765890

Optional

X Save as Draft Next

温馨提示：

MYMSC.COM EU Customs模块11月5日已经上线，客户可通过该模块提交补充申报信息。

12月4日起，通过MSC做Complete Filing的，NYN, YNY, YNN, YYY, YYN 这5种情况客户需要上MYMSC.COM填写ICS2申报资料。

客户自行申报ICS2的何时强制，视欧盟海关对NVOCC申报给予的缓冲期而定。



ICS2 FILING THROUGH MYMSC-- YYY & YYN

Scenarios YYY & YYN

- House Bill(s) included in the shipment: Y
- Goods delivered in EU: Y
- Buyer and seller information equal to shipper and consignee: Y OR N

注：Declarant EORI Number 可以不填

The screenshot displays the MYMSC ICS2 filing interface. It is divided into three main sections: General Information, Declaration Choice, and Declarant EORI Number. In the General Information section, there are two toggle switches, both set to 'Yes', which are highlighted with a red box. The Declaration Choice section contains two radio button options: 'Through MSC' (selected and highlighted with a blue box) and 'I prefer to declare it myself'. The 'Through MSC' option includes a sub-note: 'You will be redirected to fill a form with the required information.' The Declarant EORI Number section shows a text input field and a purple arrow pointing down with the word 'Optional' below it. At the bottom right, there are three buttons: a close button (X), a 'Save as Draft' button, and a 'Next' button (highlighted with a red box).

温馨提示：

MYMSC.COM EU Customs模块11月5日已经上线，客户可通过该模块提交补充申报信息。12月4日起，通过MSC做Complete Filing的，NYN, YNY, YNN, YYY, YYN 这5种情况客户需要上MYMSC.COM填写ICS2申报资料。客户自行申报ICS2的何时强制，视欧盟海关对NVOCC申报给予的缓冲期而定。



ICS2 FILING THROUGH MYMSC

→ Fill out the House Consignments information

→ General Details

(1) 在“Reference Number”中录入
House BL number

(2) “Method of Payment” – 在下拉列表
中选择与House BL相关的费用支付方式

注: 如果您有额外需求可通过右边“Add”填写相关
文件。

出多票HBL的可以点“Add Consignment”
添加其它票HBL信息

ICS2 Entry Summary Declaration

House Consignments

123456
Status: Validated with errors

General

- Locations and Routing
- Parties
- Goods Shipment
- Transport Equipment
- Goods

Transport Document (House Level)

Reference Number:
123456

Type:
House bill of lading

Transport Charges

Method of Payment:
Other

Reference Number / UCR (optional)
Please type Reference Number / UCR

Supporting Documents (optional)

Add

Additional Information (optional)

Add

Locations and Routing

Place of Acceptance
UNLOCODE or Location+Country fields are mandatory.

Place of Delivery
UNLOCODE or Location+Country fields are mandatory.

Countries of Routing of Consignment

Add Consignment

Save as Draft Next



ICS2 FILING THROUGH MYMSC

→ Locations and Routing

(1) Place of Acceptance -- 货物接收地

(2) Place of Delivery -- 交货地

这里可以用UNLOCODE录，也可以先录国家名再选择相应的城市名，**建议用第二种方法比较不容易出错。**

其中中国的城市名后面的数字代表省份或行政区代码，如“FUZHOU,35”中的“35”为福建省代码，以下需要录城市名的地方也是一样的。

注：您可通过点“Add Country”添加此货物在原始出发国和最终目的地国之间所经过的国家。(需按顺序填写)

The screenshot shows the MYMSC ICS2 Entry Summary Declaration form. The 'Locations and Routing' section is highlighted. It contains three main columns: 'Place of Acceptance', 'Place of Delivery', and 'Countries of Routing of Consignment'. Each column has a mandatory UNLOCODE or Location+Country field. The 'Place of Acceptance' and 'Place of Delivery' fields are currently empty, with a red box around the instruction 'UNLOCODE or Location+Country fields are mandatory.' Below these are dropdown menus for 'Country' and 'Location'. The 'Place of Acceptance' dropdown shows 'CN-China' and the 'Location' dropdown shows 'FUZHOU, 35'. The 'Place of Delivery' dropdown shows 'IT-Italy' and the 'Location' dropdown shows 'LA SPEZIA'. The 'Countries of Routing of Consignment' section has a 'First Country' dropdown showing 'CN-China' and a 'Last Country' dropdown showing 'IT-Italy'. A red box highlights the 'Add Country' button. At the bottom, there is a 'Passive Border Transport Means (Optional)' section with an 'Add' button. A yellow callout box points to this 'Add' button with the text: '如果是多式联运，可单击此处“Add”明确所涉及到的运输方式'.



ICS2 FILING THROUGH MYMSC

→ Parties(consignor/consignee/notify) (录入HBL的发货人/收货人/通知人信息)

▪ 公司信息:

- Type of person
 - Natural person = Individual person
 - Legal person = Legal company (Business owner)
 - Association of persons = Association of either natural or legal persons.

▪ 地址信息:

Number : 录门牌号或街道号
Postcode: 录邮政编码

▪ 联系方式:

电话需要录国家区号, 如中国国家区号要录“+86”, 不能只录“86”

公司信息 地址信息 联系方式

↓ ↓ ↓

Parties

Consignor

Type of Person:
Association of persons

Name:
abc

EORI Number: (optional)
Please type EORI Number

Address
Street/Number or P.O. Box fields are mandatory, but mutually exclusive

Country: CN-China City: QINGDAO, 37

Street:
hongkong middle road

Street additional line: (optional)
Please type Street additional line

Number: 59 Postcode: 266000

P.O. Box: (Not Required)
Please type P.O. Box

Communication (optional)

Type: Please select Type
Electronic mail
Telephone

Identifier: Please type Identifier


此处截图以发货人为例



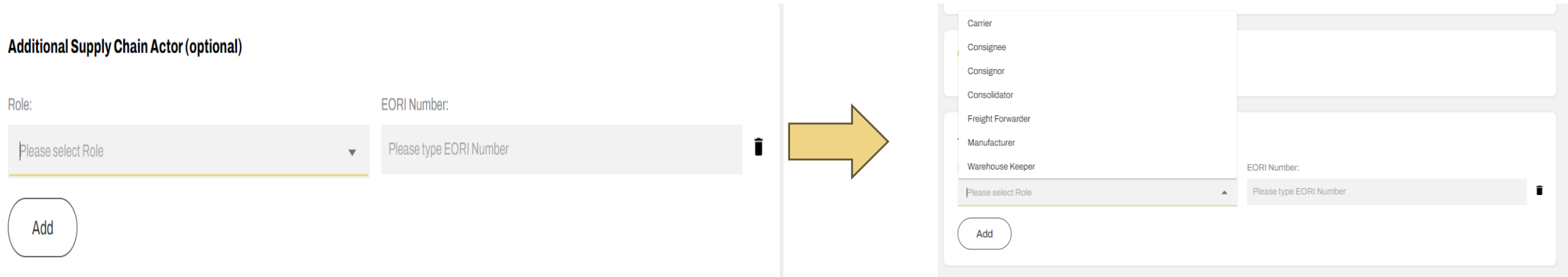
ICS2 FILING THROUGH MYMSC

➤ 温馨提示:

- 1, 若是“To order”提单, 您可将Consignee 切换至Unknown。但是此情况下, 强制填写通知人相关信息。若是记名提单, 贵司可根据实际情况选填通知人信息, 若不填写, 请将Notify 切换至Unknown



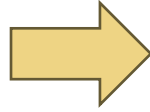
- 2, 若与其他涉及的供应链方, 可通过在如下“Additional Supply Chain Actor(optional) 栏位中添加其信息并选择它的类型



ICS2 FILING THROUGH MYMSC

→ Goods shipment (买卖双方信息)
具体录法与录HBL收发通一致

此处录入买方信息



Goods Shipment
Please note Buyer and Seller data is optional for consignment delivered outside EU, Norway, Northern Ireland and Switzerland.

Would you like to provide this information? Yes

Buyer ⓘ

Type of Person:
Please select Type ▼

Name:
Please type Name

EORI Number: (optional)
Please type EORI Number

Address
Street/Number or P.O. Box fields are mandatory, but mutually exclusive

Country:
Please type Country ▼

City:
Please provide Country first ▼

Street:
Please type Street

Street additional line: (optional)
Please type Street additional line

Number:
Please type Number

Postcode:
Please type Postcode

P.O. Box:

Communication (optional) ⓘ
Add

Seller ⓘ

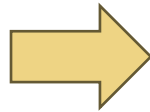
Type of Person:
Please select Type ▼

Country:
Please type Country ▼

City:
Please provide Country first! ▼

Communication (optional) ⓘ
Add

此处录入卖方信息.



ICS2 FILING THROUGH MYMSC



➤ 温馨提示:

当交货地点在欧盟，挪威，北爱尔兰和瑞士时，**强制**提供买方和卖方的详细信息,即使买卖双方信息已经和HBL上的发货人、收货人一致也要再填一次

当交付地在欧盟，挪威，北爱尔兰和瑞士以外，此信息可选择性填写，**不提供可以选 No**

The screenshot displays the MYMSC interface. On the left, under 'House Consignments', a card for consignment '123456' is shown with a status of 'Validated with errors'. Below this is a 'General' section. The main area is titled 'Goods Shipment' and contains the text: 'Please note Buyer and Seller data is optional for consignment delivered outside EU, Norway, Northern Ireland and Switzerland.' Below this text is a toggle switch for 'Would you like to provide this information?' which is currently set to 'No'.

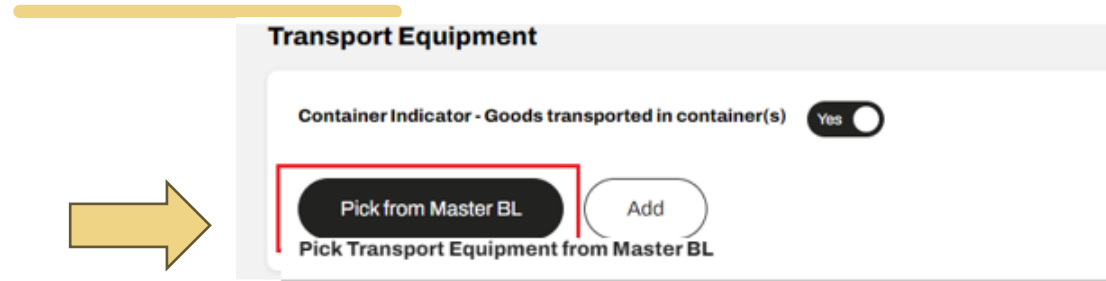


ICS2 FILING THROUGH MYMSC

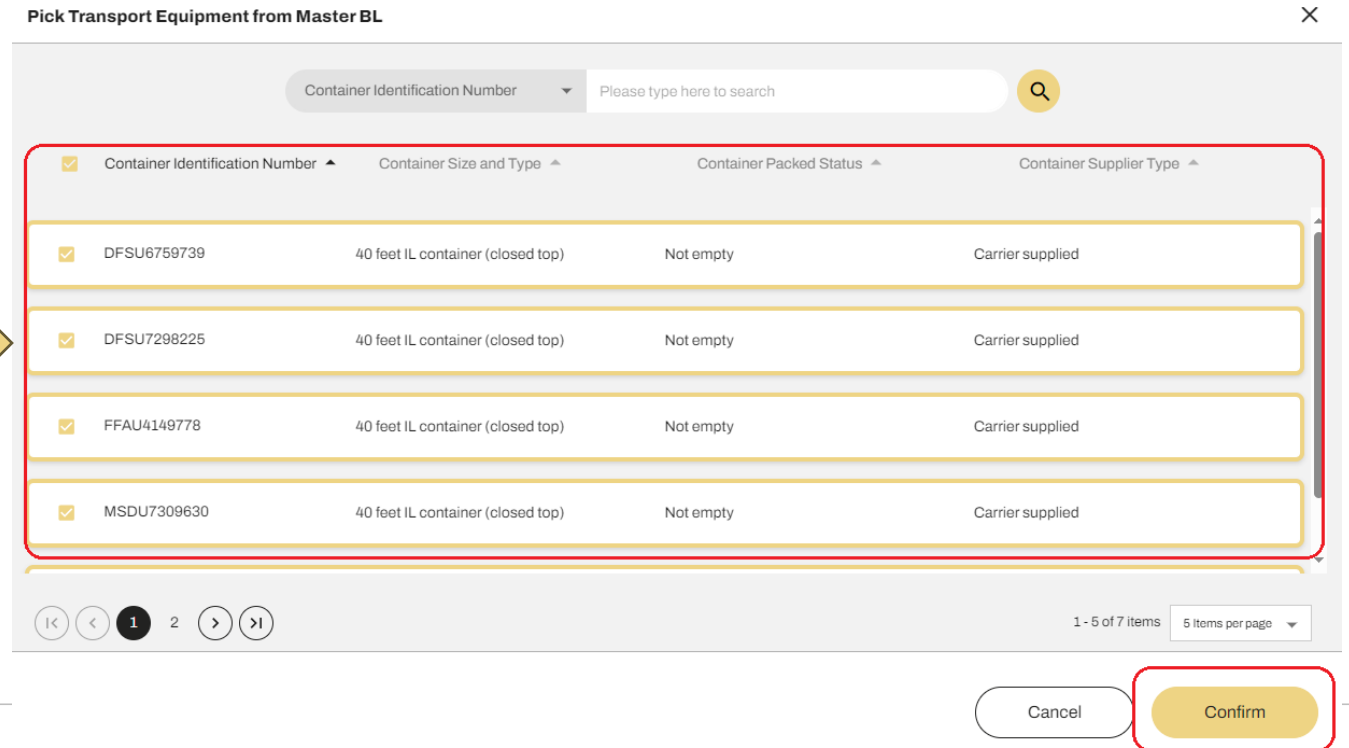
→Transport Equipment (2种录入方式)

The 1st Method

(1)从Master BL.中提取相关信息.
(前提: MSC 已经制完提单)



(2)选项所需箱子并单击“Confirm”继续

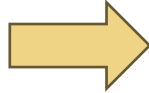


ICS2 FILING THROUGH MYMSC

→Transport Equipment

The 2nd Method

(1) 单击 Add

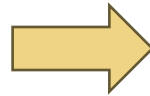


Transport Equipment

Container Indicator - Goods transported in container(s) Yes

Pick from Master BL **Add**

(2) 录入 Container Identification Number, the Size & Type, Packed Status and Supplier Type 并单击“Confirm”继续



Edit Transport Equipment ×

Container Identification Number: Container Size and Type:

Container Packed Status: Container Supplier Type:

Seals (optional)

柜型对照表

20' DRY VAN = 20 feet IL container (closed top)

20' OPEN TOP = 20 feet IL container (open top)

40' DRY VAN = 40 feet IL container (closed top)

40' HIGH CUBE = 40 feet IL container (closed top)

45FT HIGH CUBE = 40 feet IL container (closed top)

40' HIGH CUBE REEFER =Temperature controlled container 40 feet

20' REEFER =Temperature controlled container 20 feet

20' TANK CONTAINER = Pressurised tank

40HR(NOR) = Non-working reefer container 40 feet

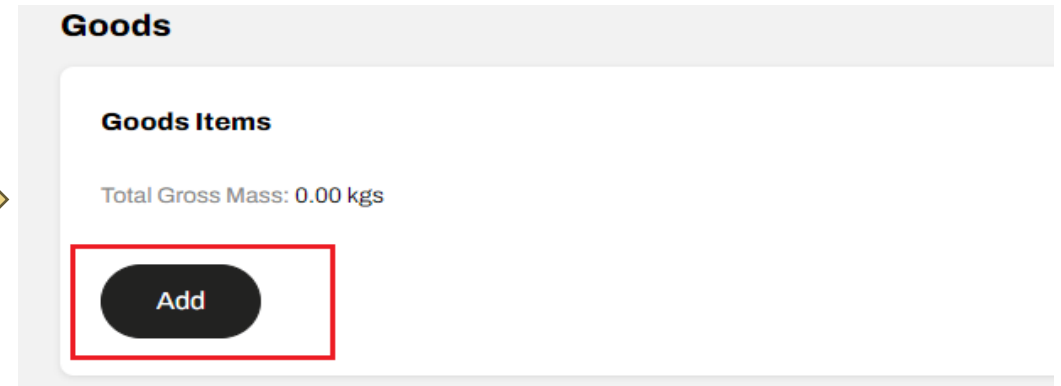
20HR(NOR) = Non-working reefer container 20 feet



ICS2 FILING THROUGH MYMSC

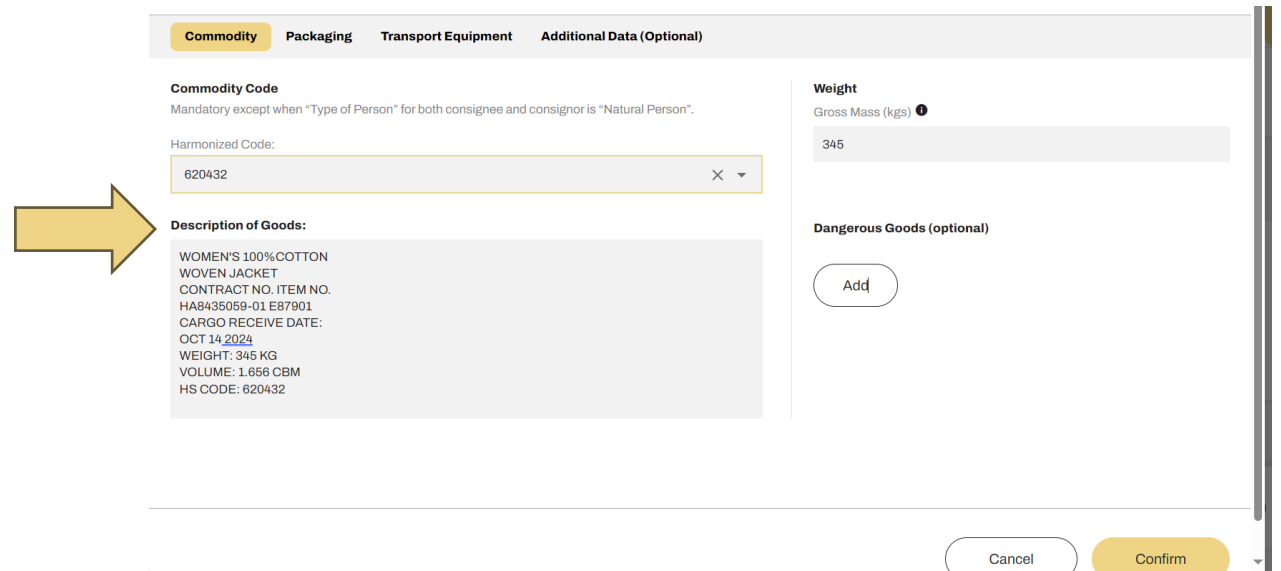
→ Goods Items

(1) 单击“Goods items”下的“Add”，添加House BL中包含的货物信息。



(2) 在“Commodity”页

- A. 需录入至少6位的HS 编码，“Description of Goods”中会根据HS编码对应的信息自动填写，但是这栏位可进一步根据实际内容编辑并更正。
- B. Weight 处录入Gross weight



注: 若涉及危险品, 可在“Dangerous Goods”添加 UN number.



ICS2 FILING THROUGH MYMSC

(3) 在“Packaging”页
录入包装种类，件数和唛头
注：唛头如果不能回车分行，可直接空格后把
第二行录在后面




Add Goods [X]

Commodity **Packaging** Transport Equipment Additional Data (Optional)

Type of Packages: Carton [v] Number of Packages: 23 Shipping Marks: N/M [trash]

Add

(4) 在“Transport Equipment”页。选择与其关联
的箱号



Commodity Packaging **Transport Equipment** Additional Data (Optional)

Transport Equipment

Please select transport equipments associated to the inserted goods:

Please type here transport equipment number [search]

Select all

TGBU8010016



ICS2 FILING THROUGH MYMSC

→ Summary

单击“Save as Draft”保存数据。
或者，通过单击“Next”进行验证

Goods Items

Total Gross Mass: 16184.00 kgs

732490 - VM Frame like drawing 67391(66355ED3)

Gross Mass: 16184 kg(s) UN Number(s): - Total Packages: 20 Container Identification Number: UETU5601310

Add

< X Save as Draft Next



ICS2 FILING THROUGH MSC

当点击“Next”弹出“Warning”提示框时，用户需自行复查

- 如果确认填写信息正确无误，可单击“No, Proceed with warnings”进入至下一步条款确认页面.
- 如果所填写的申报信息需要进一步更正，请单击“Yes, edit Consignment(s)”回到填写界面.

Warning

House Consignment validated with warnings

Do you want to edit your consignment(s) before proceeding?

No, proceed with warningsYes, edit Consignment(s)



ICS2 FILING THROUGH MYMSC

当用户选择“**Yes, edit Consignment(s)**”, 可通过菜单栏侧边的红色问题/黄色警示图标进一步核实填写信息。信息更正完成后可再次验证

ICS2 Entry Summary Declaration

House Consignments

- XXXXXXXXXX111
Status: Validated with errors
- General**
- Locations and Routing
- Parties
- Goods Shipment
- Transport Equipment
- Goods

- XXXXXXXXXX222
Status: Draft

General

Transport Document (House Level)

Reference Number:
XXXXXXXXXX111

Type:
House bill of lading

Transport Charges

Method of Payment:
Please select Method of Payment

Reference Number / UCR (optional)

Please type Reference Number / UCR

Supporting Documents (optional)


Add

Additional Information (optional)

Add

< X Save as Draft **Next**

单击“OK”进入到下一步“Teams & Conditions”



Validated

House Consignment validated successfully

Ok

ICS2 FILING THROUGH MYMSC

A summary page will be displayed for checking all the specified data

(1) 展开“House Consignment” (如右图) 可再次复查所填写的相关信息.

(2) 复查无误后, 请选中复选框以确认条款和条件.

温馨提示:
请仔细检查您填写的信息, 如果没有问题, 请点击提交, 事后修改有可能会造成晚申报问题, 客户需负责晚因申报所产生的所问费用.

House Consignments			
<input type="checkbox"/> 12346 Status: Validated	Consignor: abc	Consignee: bdd	Notify: -

Terms & Conditions

- I've checked the data provided and I declare that they're correct.
- I commit to inform MSC of any changes to the provided information so that MSC can submit them to the ICS2 system.

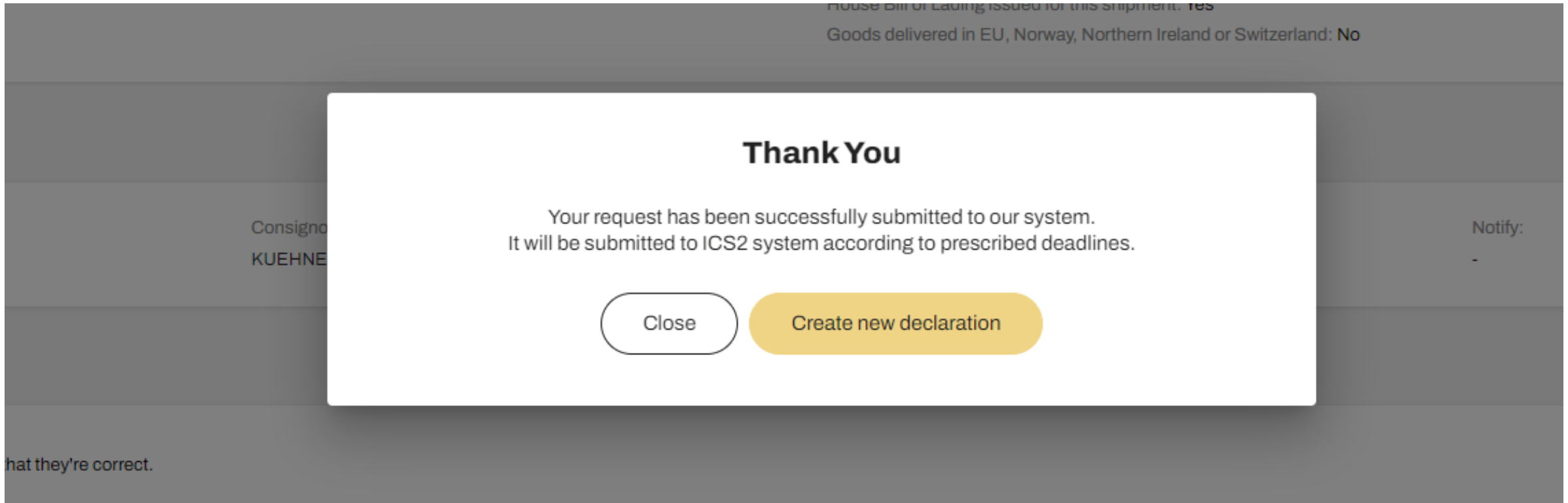
< X Save as Draft Submit



ICS2 FILING THROUGH MYMSC



- 提交完成。申报单将提交并发送给海关














ICS2 FILING THROUGH MYMSC

如何查询到已保存/提交的申报信息

在Dashboard界面下选择

≡EU Customs

→ 选择“ICS2 Entry Summary Declarations”

-  Dashboard
-  Quotes & tariffs
-  eBooking
-  Shipping instruction
-  Free Time, Detention & Demurrage
-  Documents
-  Tracking
-  Schedules & cut-off
-  Financial
-  Solas VGM
-  **EU Customs**



ICS2 FILING THROUGH MYMSC

➤ 可在“BL Number”通过录入指定提单号精确查找该提单补充申报的提交状态

- ✓ Declaration Status状态显示为“Draft” 即此申报已填写未提交，贵司可点击编辑选项进一步完成填写并提交
- ✓ Declaration Status状态显示为“Submitted” 即此申报信息已提交（无法再进行任何编辑）

The screenshot displays the MYMSC ICS2 Entry Summary Declarations interface. At the top, there is a navigation bar with the MSC logo and various utility icons (Instant Quote, eBooking, Dashboard, Notifications, Help, EN, and a user profile). Below the navigation bar, the main heading is "ICS2 Entry Summary Declarations". A search bar labeled "BL Number" is present, with a red box around it and a red arrow pointing to it from a callout box containing the text "录入提单号 精确查询". Below the search bar is a table with the following columns: BL Number, HC Declaration Date, HC Declaration Status, BL Declaration Status, Declaration Choice, Arrival Date, Port of Load, and Port of Discharge. The table contains two rows of data. The first row has a BL Number of MEDUVP489945, an HC Declaration Date of 28 Oct 2024, an HC Declaration Status of Draft (highlighted with a red box), a BL Declaration Status of Through MSC, a Declaration Choice of Through MSC, an Arrival Date, a Port of Load of SHANGHAI [CNSHA], and a Port of Discharge of SANTOS [BRSSZ]. The second row has a BL Number of MEDUVP445905, an HC Declaration Date of 23 Oct 2024, an HC Declaration Status of Submitted (highlighted with a red box), a BL Declaration Status of Through MSC, a Declaration Choice of Through MSC, an Arrival Date, a Port of Load of SHANGHAI [CNSHA], and a Port of Discharge of PHILADELPHIA [USPHL]. A red box highlights the edit icon in the rightmost column of the first row, with a red arrow pointing to it from a callout box containing the text "点击此处进一步编辑".

BL Number	HC Declaration Date	HC Declaration Status	BL Declaration Status	Declaration Choice	Arrival Date	Port of Load	Port of Discharge
MEDUVP489945	28 Oct 2024	Draft	Through MSC	Through MSC		SHANGHAI [CNSHA]	SANTOS [BRSSZ]
MEDUVP445905	23 Oct 2024	Submitted	Through MSC	Through MSC		SHANGHAI [CNSHA]	PHILADELPHIA [USPHL]



ICS2 FILING BY MYSELF



ICS2 FILING BY MYSELF

- 当贵司选择自行代向欧盟海关申报时，除了申报方的EORI号以外，EU海关同时也要求填写船东的EORI号

如何在MYMSC.COM上查询MSC的EORI号：

贵司需选择 'I prefer to declare it myself,' 并录入申报方的EORI Number, 然后单击'Next' 进入申报页面.

The screenshot displays the ICS2 filing interface. On the left, under 'Declaration Choice', there are two radio button options: 'Through MSC' and 'I prefer to declare it myself'. The 'I prefer to declare it myself' option is selected and highlighted with a red box. Below this, a text box explains that the user must provide their EORI number. On the right, under 'Declarant EORI Number', there is a text input field containing 'XXXXXXXXXXXXXXXXXX', also highlighted with a red box. A yellow arrow points from this field to a red box containing the word 'mandatory'. At the bottom right, there are three buttons: a close button (X), 'Save as Draft', and 'Next'. The 'Next' button is highlighted with a red box.



ICS2 FILING BY MYSELF

➤ 进入申报信息汇总页面，可以在条款信息中找到MSC的EORI号

MSC的EORI号：**FR39054982200083**

Summary

General Information

Bill of Lading Number: MEDUHL004221	EORI Number: DK26366313
Declaration Choice: I prefer to declare it myself	House Bill of Lading issued for this shipment: Yes
	Goods delivered in EU, Norway, Northern Ireland or Switzerland: Yes

Terms & Conditions

I've checked the data provided and I declare that they're correct.

I commit to submit by myself the necessary **additional information** to the ICS2 system.

In my declaration I'll use the EORI number **FR39054982200083** as Carrier Identification Number.

< ✕ Save as Draft Submit

温馨提示：

客户选择自行申报的，**必须**用申报人的EORI 号码和承运人EORI号码，自行通过其他平台完成ICS2的申报。



SI中ENF和EORI的正确提交方式



SI中ENF和EORI的正确提交方式

外代或MH8提交SI:

ENF请按下提示只填“YYN”、“YYY”等，三个字母间不要有空格或中横线等，

申报方的EORI 也只填号码，前面不要加上“EORI:”

厦门外代（非拆单）截图示例：在“ReferenceNumber类型”中找到相应选项填写

ReferenceNumber类型	内容
EORI of Supplementary Declaran	DEXXXXXXXXXX
European NVOCC Filing	YYN

1. House BL included in the shipment: Y or N
2. Goods delivered in EU: Y or N
3. Buyer and seller information equal to shipper and consignee: Y or N

注：厦门外代和福州外代目前都在开发ENF的3个问题让客户直接选择Yes or No的功能,上线后ENF的3个问题客户只需要直接点Yes or No就可以了，在此之前请严格按左边要求提交。

福州外代截图示例：在“服务信息”“BL Ref Number”中找到相应选项做正确填写

顺序号	类型	参考号
1	EORI of Supplementary Declarant	DEXXXXXXXXXX
2	European NVOCC Filing	YYN

1. House BL included in the shipment: Y or N
2. Goods delivered in EU: Y or N
3. Buyer and seller information equal to shipper and consignee: Y or N



SI中ENF和EORI的正确提交方式

在厦门外代通过**拆单功能**提交的SI, **通过其他系统** (direct EDI, INTTRA等) 提交提单SI:



请严格按照下列顺序格式(不可改变)在备注栏位填写ENF 和 EORI

ICS2: House BL - Yes/No; Good Delivered in EU - Yes/No; Seller and Buyer equal to shipper and consignee - Yes/No;
EORI- xxxxxxxxx

通过**mymsc.com**提交提单SI: 请在”Customer Clauses”位置严格按照下列顺序填写相关信息

Customer Clauses > Add New Clause >: ICS2: House BL - Yes/No; Good Delivered in EU - Yes/No; Seller and Buyer equal to shipper and consignee - Yes/No; EORI- xxxxxxxxx

Customer Clauses

		Clause
		ICS2: House BL -Yes/No; Good Delivered in EU -Yes/No; Seller and Buyer equal to shipper and consignee -Yes/No; EORI- xxxxxxxxx



SI中ENF和EORI的正确提交方式

DIRECT EDI 客户（SI数据和MSC直连的客户）和INTTRA 客户，可以通过API数据对接在提交SI的同时选择提交ICS2补充申报数据，即同时把SI 资料和ICS2补充申报数据发送给MSC，但前提是客户需要自行和MSC GVA总部联系并做好数据对接。

DIRECT EDI 客户和INTTRA 客户通过API将SI 和ICS2 信息发给MSC后，ICS2信息也会显示在SI相应的栏位，MSC 总部同时会根据收到的SI和ICS2信息直接按提单号生成ICS2并按时发送给EU 海关，客户则无需上MYMSC.COM再次提交ICS2信息。

提示：客户需要保证SI 中提单号必须是以MEDU开头的正确提单号，不然ICS2申报会有问题。

如果客户还没有和MSC GVA 总部做好数据对接的，其SI 仍需按要求备注好 ENF 信息 + 申报方的 EORI 号



常见问题答疑



常见问题答疑

Question 1, 通过MSC 申报ICS2, SI中是否需要提供EORI of the supplementary declarant?

➤ Answer-1 : (Complete filing through MSC) 如果客户通过MSC向EU customs申报, 则不提供申报方EORI号码。

温馨提示: MBL Consignee未必是申报方, 因此申报方EORI号码不一定等同于MBL Consignee的EORI号码。

Question 2, 使用Direct EDI, INTTRA 的客户,如何通过MSC提交ICS2申报?

➤ Answer-2 :Direct EDI 和 INTTRA客户可通过API提交补充申报信息, 具体需与GVA IT联系

Question 3, 如何验证下一申报方 (补充申报人) 的 EORI NO.?

➤ Answer-3 :在录入 EORI NO. 之前, 建议您可以通过如下链接在欧盟门户网站上验证 EORI 号码。避免由于在装运指示中提供了无效的 EORI 号码, 从而被欧盟海关的拒绝的情况。

• https://ec.europa.eu/taxation_customs/dds2/eos/eori_validation.jsp



常见问题答疑

Question 4, 是否都需要到MY MSC上填写补充申报信息? 外代和MH8上能申报吗?

➤ Answer-4 :若贵司选择通过MSC向EU customs补充申报, **必须**在MYMSC上提交补充申报信息的情况请详见第五页。

若贵司选择自行申报, 提单补料SI上需明确填写 (3个Y/N问题以及申报方的EORI NO.)即可, 无需在MYMSC申报。

外代和MH8 都只是提单补料(SI)递交平台, 不涉及ICS2申报功能, 请勿混淆

Question 5, 当收到印度单证中心要求提供EORI NO.的邮件时应该如何处理?

➤ Answer-5 :申报方的EORI为选填项, 当贵司收到我司单证中心提醒邮件时, 需仔细核查ICS2的申报方式。

若是自行向EU customs补充申报, 则需要提供申报方的 EORI号码。

若是通过MSC向EU customs做 complete filing , 则不需要提供申报方EORI号码。可将此信息反馈至印度单证中心并抄送我司文件部, 邮箱地址: CN177-msc.xiamennonusadsr@msc.com, **请在邮件标题中注明BOOKING NO.** 以便及时介入并解决相关问题。



常见问题答疑

Question 6, 若Master BL的收货人是TO ORDER/TO ORDER OF A COMPANY, Buyer and seller information equal to shipper and consignee 是Y 还是N

➤ Answer-6 :若Master BL的收货人是TO ORDER/TO ORDER OF A COMPANY, 则被认为不一致, 录入N。这个问题指的是船东单上的Shipper/cnee和买卖方是否一致, 只要买卖方和船东单的SHIPPER/CNEE有一方是不一致的, 都是选N.

Question 7, 我如果通过MSC 申报ICS2, 信息提交的deadline是什么时候?

➤ Answer-7 : 与SI Cut-off time相同。

Question 8, 如果并单/拼箱下面的HBL有很多客户自行申报,需要把所有自行申报方的EORI给到MSC吗?

➤ Answer-8: 一个Master BL 只能对应一个补充申报人的EORI NO., 若涉及不同申报人分别申报HBL的情况, 则需出多个Master BL。



常见问题答疑

Question 09, 有些目的港不是欧盟国家 大船途径或者卸货港是欧盟是不是不用提供EORI NO.?

- Answer-09 : 若是自行向EU customs补充申报, 必须提供申报方的 EORI号码。
若是通过MSC向EU customs 申报, 无需提供申报方EORI号码。

Question 10, 有很多客户提供不出申报方的EORI NO.或者客户还未开始自行申报, 怎么办?

- Answer-10: 申报方的EORI NO.是应基于实际补充申报方式填写, 此为选填项。如客户自行申报, 则需要提供负责在2024年12月4日之后进行后续部分申报的申报方EORI NO。
若不提供, 我司将视为贵司要求MSC向EU customs 做complete filing, 则贵司需按[第五页](#)的分列情况做相应的后续操作

Question 11, 收货人的EORI号是否一定要提供? 收货人的EORI号是否就是申报方的EORI号?

- Answer-11: 收货人的EORI号是**不强制**提供在地址栏, 但我司建议提供以方便MSC 建 CODE。
收货人EORI号**不一定等同于**申报方的EORI号, 如果客户是自行申报ICS2的, 则申报方的EORI号一定要在SI上提供给MSC

常见问题答疑

Question 12, POD不在欧盟, 如何判断MSC大船是否有途径或欧盟?

➤ Answer-12: 目前客户先根据MSC的船期表上的ROUTING判断, 我司正在考虑如何优化船期表,

Question 13, 当POD在欧盟, 货物需要中转到其它非欧盟国家, Good delivered in EU 选择Yes or No?

➤ Answer-13: 客户确定货物**最终交货地**在欧盟国家、北爱尔兰、挪威和瑞士**以外的**, 选择 No
当货物**最终交货地**在欧盟国家、北爱尔兰、挪威和瑞士时, 选择 Yes
问题中的最终交货地是在其它非欧盟国家, 因此选择No

Question 14, 当提单Shipper & consignee是 A O/B B 时, 如何判断和真实买卖方是否一致

➤ Answer-14:

1)提单显示“A O/B B + **B 地址**”, 其中B公司是真实的买卖方, 此时MSC 舱单将录**B公司**资料并发送EU海关, 因此是**一致的**

2)提单显示“A O/B B + **A 地址**”, 其中B公司是真实的买卖方, 此时MSC 舱单将录**A公司**资料并发送EU海关, 因此是**不一致的**

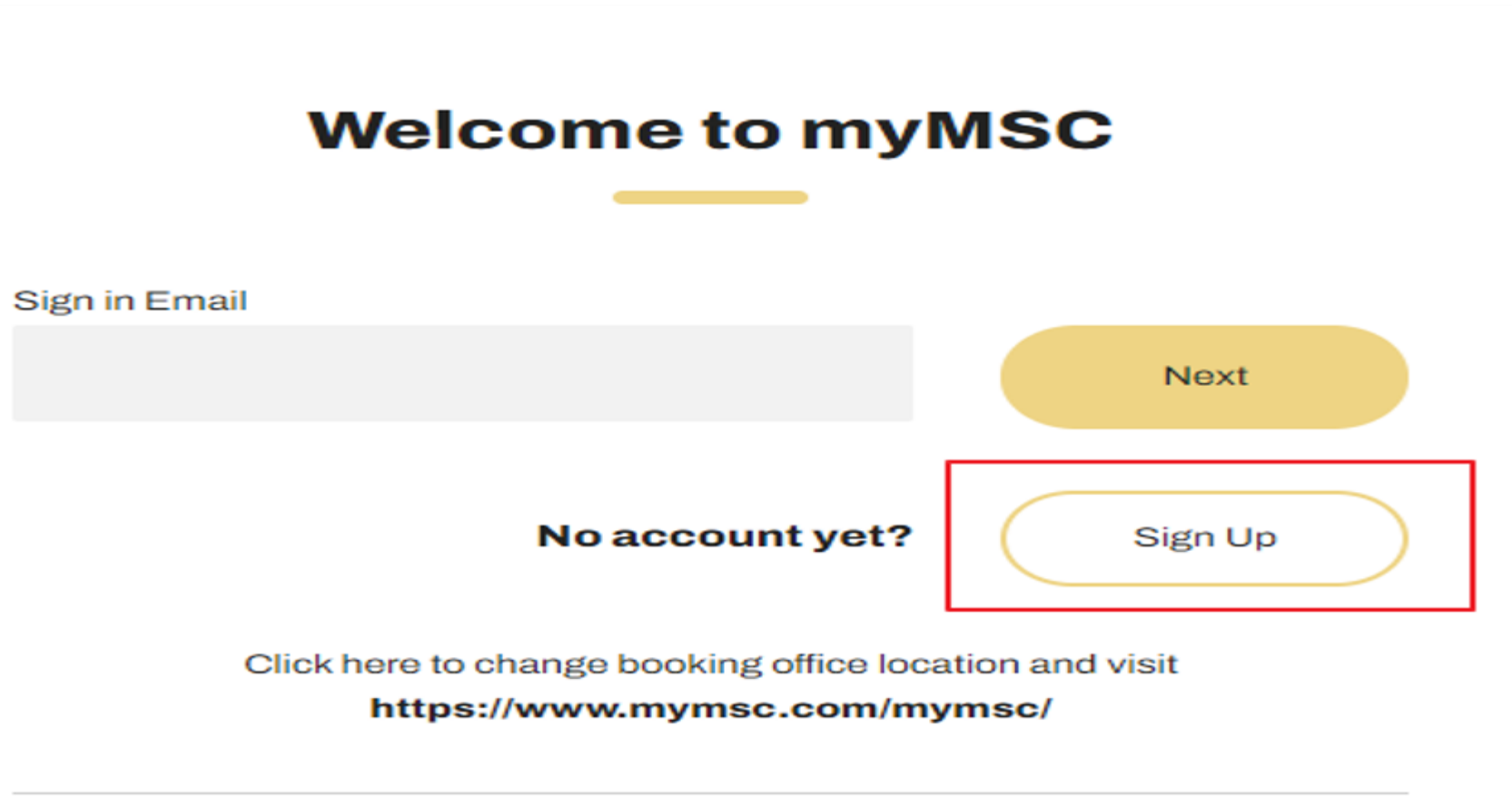


如何注册MYMSC.COM 账号?



如何注册MYMSC.COM账号

访问<https://www.mymisc.com>, 点击Sign Up进行注册。



注册账号

输入邮箱等必要信息，agency选择SOLAS VGM。

Registration

Email

First Name

Last Name

Company Name

Street

Postal code

City

Select Country

Select State

Phone

Tax ID

SOLAS VGM

Additional Comments

Email of Registered User from Your Company

Yes, I did business with MSC before

No, I have never done business with MSC before

I hereby accept the [Terms and Conditions](#) and our [Privacy Policy](#).

I hereby give consent to the cross-border transfer of my personal data to MSC Mediterranean Shipping Company S.A., which will be visible to and/or shared with all subsidiaries or affiliates of MSC group globally to provide a global customer service

I hereby give consent to MSC to communicate via mail, e-mail and phone

To continue, please enter the text as displayed in the image

BUXFX

Insert Symbols*

> Refresh

> Submit

© 2024 MSC Mediterranean Shipping Company S.A. All Rights Reserved - [Cookie Preferences](#) - [Data Privacy](#) - [Terms and Conditions](#) - 沪公网安备 31010902003394号 - 沪ICP备13010414号-6



注册账号

提交注册成功后，注册邮箱将会收到原始密码邮件。

无需等待审批，登录并修改密码后，可左侧菜单找到EU Customs。



Tracking



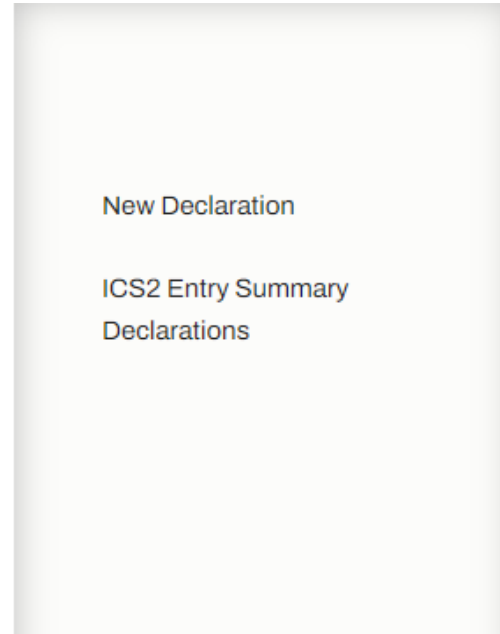
Schedules & cut-off



Solas VGM



EU Customs



MSC 联系方式



联系方式

联系人	邮箱	电话
Josh Dai	josh.dai@msc.com	0592-5350241
Joyce zheng	joyce.zheng@msc.com	0592-5350251
Winnie Lin		0592-5350240
Jessie Zhang	CN177-msc.xiamennonusadsr@msc.com	0592-5350254
Sunny Gong		0592-5350301



